

Scaled data based on original data using  
LM-79-08 Approved Method: Electrical and Photometric Measurements of Solid-  
State Lighting Products

Test Report Prepared for  
Cooper Lighting Solutions  
(formerly Eaton)

Brand: INVUE

Report Number: P162319

Luminaire Tested: **EMM-E02-LED-E1-SL2-HSS-7060**

Issue Date: 03/03/2020

**Test Information**

Test Method: LM-79-08  
Report Number: P162319  
REPORT IS SCALED FROM IESNA LM-79-08 TEST DATA (P33726)  
Test Lab: INNOVATION CENTER-P3  
Issue Date: 03/03/2020  
Manufacturer: COOPER LIGHTING SOLUTIONS (FORMERLY EATON)  
Product Line: INVUE  
Catalog Number: EMM-E02-LED-E1-SL2-HSS-7060  
Description: EPIC MODERN MEDIUM DECORATIVE LED LUMINAIRE  
(2) LIGHTBARS WITH AccuLED OPTICS - TYPE 2 W/ SPILL LIGHT CONTROL AND HOUSE SIDE SHIELD  
Light Source: (42) 5700K CCT, 70 CRI LEDs  
Ballast/Driver: -

**Summary**

Lumens per Lamp: N/A  
Luminaire Lumens: 3577.6 lumens  
Efficiency: N/A  
Efficacy: 68.7 lumens/watt  
Luminous Opening: Rectangular w/ Sides (W: 0.33' x L: 1' x H: 0.1')  
IES Classification: Type II - Short - Non-Cutoff  
BUG Rating: B0 - U0 - G1

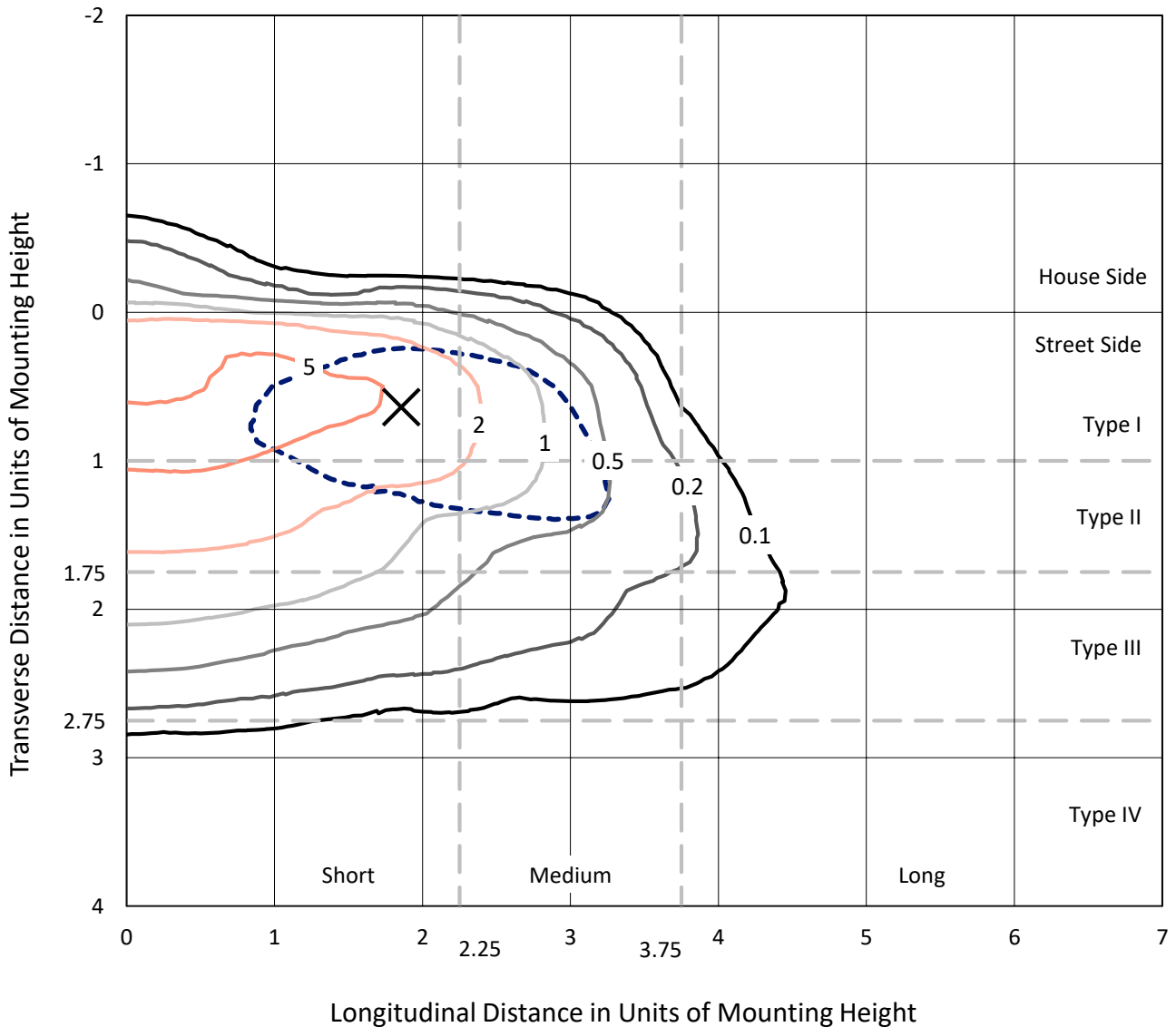
Input Watts (W): 52.1  
Input Voltage (V): NR  
Input Current (Ain): NR  
Voltage Rise (V): NR  
Power Factor: NR  
Total Harmonic Distortion (THDi): NR  
Frequency (hertz): 60  
Stabilization Time: NR  
Operation Time: NR  
Ambient Temperature (°C): NR  
Test Distance: 25 FT



REPORT NUMBER: P162319  
 CATALOG NUMBER: EMM-E02-LED-E1-SL2-HSS-7060

### Iso-Footcandle Lines of Horizontal Illumination

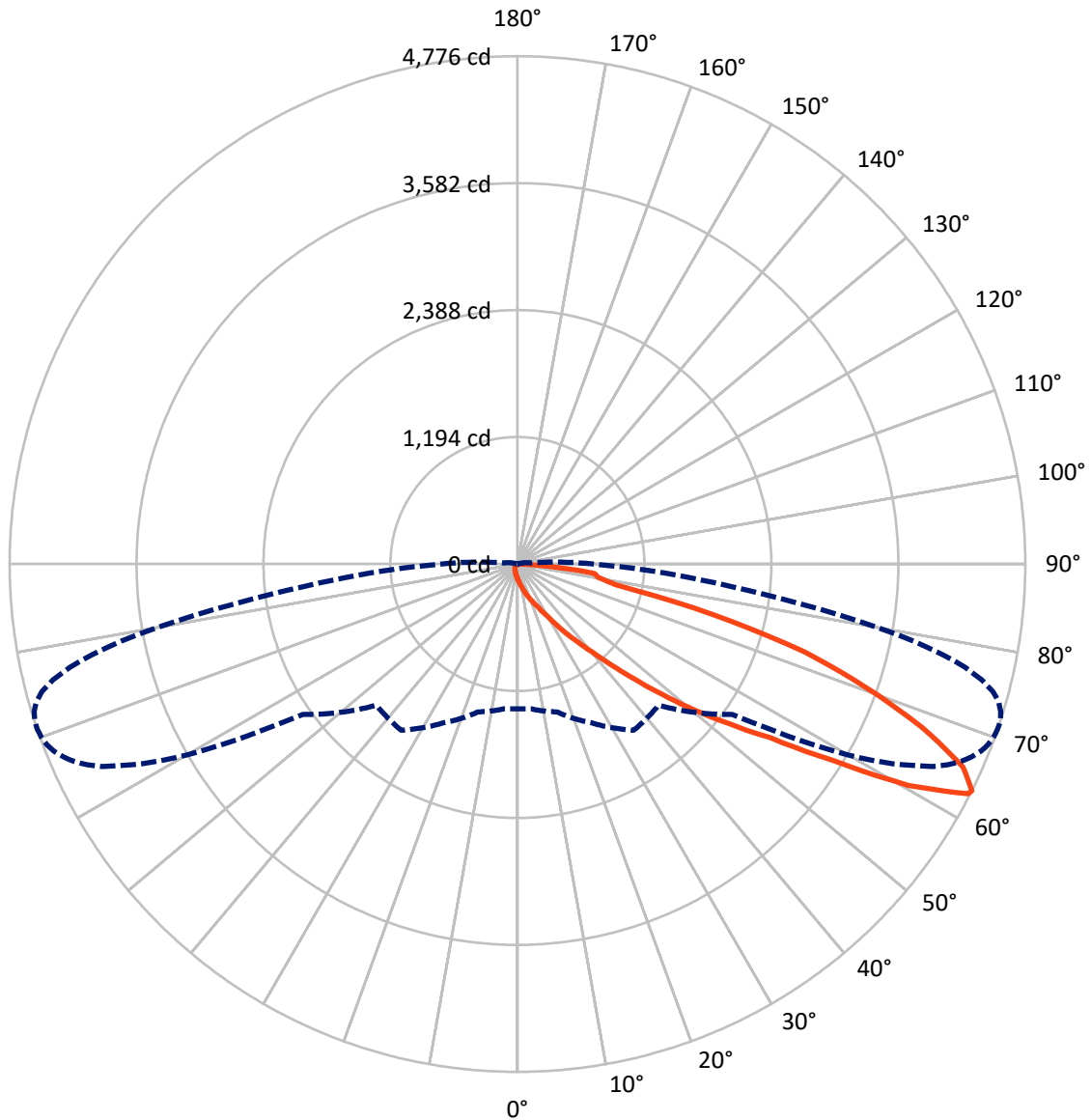
✕ Max cd  
 - - - 1/2 Max cd



Based on 10 foot mounting height. Maximum calculated value = 7.5 fc  
 Type II - Short - Non-Cutoff

REPORT NUMBER: P162319  
CATALOG NUMBER: EMM-E02-LED-E1-SL2-HSS-7060

### Luminous Intensity Polar Plot



— Vertical Plane Through 71-Deg Lateral    - - - Horizontal Cone Through 63-Deg Vertical

REPORT NUMBER: P162319

CATALOG NUMBER: EMM-E02-LED-E1-SL2-HSS-7060

**FLUX DISTRIBUTION:**

		Downward	Upward	Total
<b>House Side</b>	Lumens	76.0	0.0	76.0
	% Fixture	2.1	0.0	2.1
<b>Street Side</b>	Lumens	3501.6	0.0	3501.6
	% Fixture	97.9	0.0	97.9
<b>Total</b>	Lumens	3577.6	0.0	3577.6
	% Fixture	100.0	0.0	100.0

**Coefficient of Utilization**

**ZONAL LUMENS:**

Zone	Lumens	% Fixture
0°-10°	15.2	0.4
10°-20°	58.8	1.6
20°-30°	119.5	3.3
30°-40°	291.9	8.2
40°-50°	652.9	18.2
50°-60°	918.0	25.7
60°-70°	1079.5	30.2
70°-80°	389.8	10.9
80°-90°	52.1	1.5
90°-100°	0.0	0.0
100°-110°	0.0	0.0
110°-120°	0.0	0.0
120°-130°	0.0	0.0
130°-140°	0.0	0.0
140°-150°	0.0	0.0
150°-160°	0.0	0.0
160°-170°	0.0	0.0
170°-180°	0.0	0.0
0°-90°	3577.6	100.0
0°-180°	3577.6	100.0



REPORT NUMBER: P162319

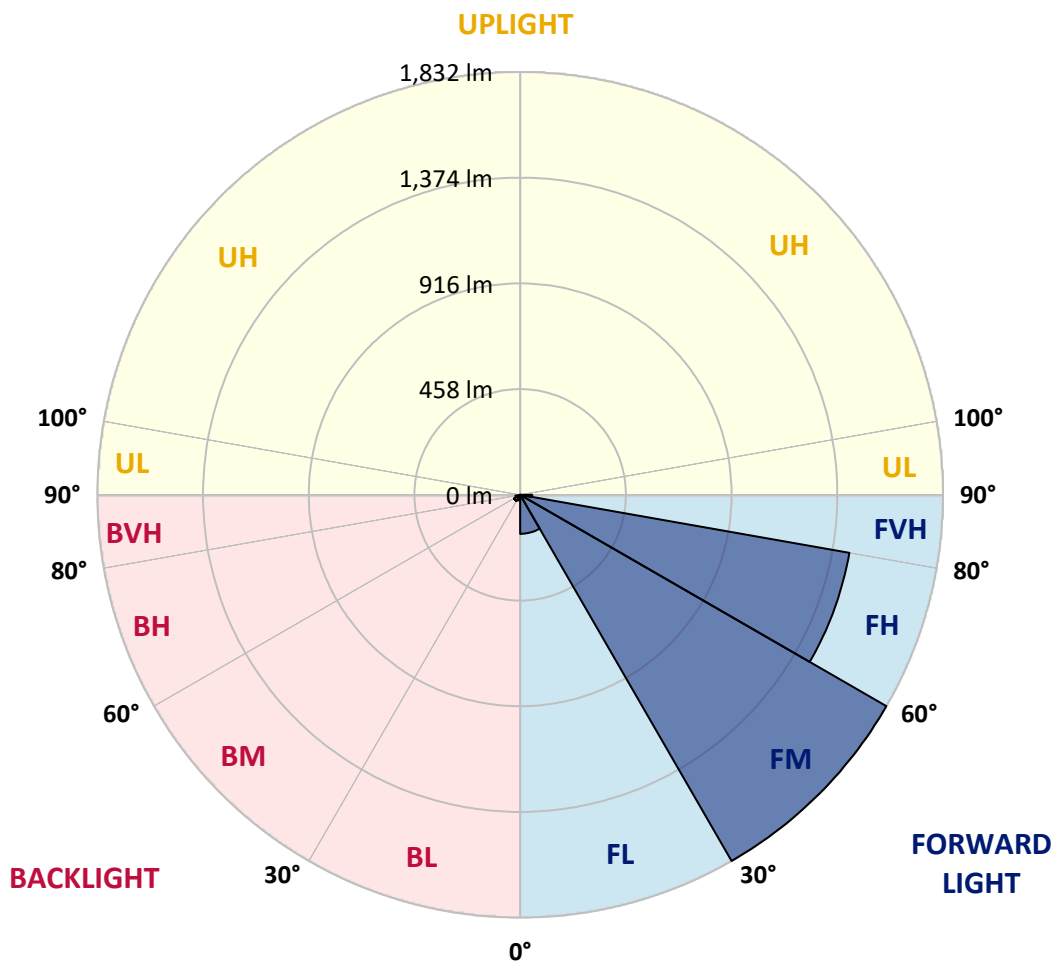
CATALOG NUMBER: EMM-E02-LED-E1-SL2-HSS-7060

**LUMINAIRE CLASSIFICATION SYSTEM LUMEN TABLE AND BUG RATING:**

Zone	Lumens	% Fixture	Zone Rating/Lumen Limit		
			B	U	G
FL (0°-30°)	169.1	4.7			
FM (30°-60°)	1832.1	51.2			
FH (60°-80°)	1448.4	40.5			G1/1800
FVH (80°-90°)	52.0	1.5			G1/100
BL (0°-30°)	24.4	0.7	B0/110		
BM (30°-60°)	30.6	0.9	B0/220		
BH (60°-80°)	20.8	0.6	B0/110		G0/110
BVH (80°-90°)	0.1	0.0			G0/10
UL (90°-100°)	0.0	0.0		U0/0	
UH (100°-180°)	0.0	0.0		U0/0	

**BUG Rating: B0-U0-G1**

Type II Short





REPORT NUMBER: P162319

CATALOG NUMBER: EMM-E02-LED-E1-SL2-HSS-7060

**CANDELA DISTRIBUTION (FULL):**

	0°	5°	15°	25°	35°	45°	55°	56°	57°	58°	59°
0°	137.2	137.2	137.2	137.2	137.2	137.2	137.2	137.2	137.2	137.2	137.2
2.5°	179.5	181.5	180.2	176.9	173.0	167.8	163.2	163.2	162.6	160.6	161.3
5°	235.5	236.1	233.5	225.7	218.6	207.5	195.1	193.8	192.5	190.6	189.9
7.5°	290.0	292.6	290.0	281.6	267.3	250.4	230.9	229.0	225.1	225.1	222.5
10°	346.0	346.0	343.4	333.6	320.6	296.5	271.8	268.6	264.1	262.8	258.9
12.5°	385.7	385.7	384.4	379.2	368.8	347.3	317.4	314.1	308.3	306.3	301.8
15°	401.3	401.3	402.0	406.5	407.2	397.4	366.2	363.6	357.7	352.5	350.6
17.5°	411.1	410.4	410.4	416.9	428.6	435.1	415.0	412.4	405.9	403.3	396.8
20°	432.5	431.2	427.3	427.3	438.4	461.1	461.1	460.4	453.3	451.3	448.1
22.5°	464.3	463.0	451.3	441.6	446.8	475.4	502.1	500.8	498.2	495.6	493.6
25°	516.4	511.8	491.7	463.0	458.5	489.1	533.3	536.6	538.5	538.5	539.8
27.5°	595.1	589.3	553.5	500.1	480.0	511.2	567.8	574.3	580.2	581.5	587.3
30°	704.4	694.0	642.6	564.6	518.4	543.7	618.5	625.7	634.1	636.7	645.8
32.5°	883.9	878.0	828.6	711.5	612.7	607.5	689.4	698.5	709.6	714.1	725.2
35°	1157.0	1158.3	1118.0	1012.6	876.1	804.5	816.2	824.0	827.9	841.6	847.4
37.5°	1342.4	1345.6	1354.7	1313.1	1215.6	1142.7	1051.0	1059.5	1039.3	1041.3	1041.9
40°	1443.9	1454.3	1507.6	1547.9	1540.1	1497.8	1424.4	1428.9	1391.2	1382.7	1341.7
42.5°	1511.5	1525.1	1610.4	1735.2	1799.0	1837.3	1820.4	1818.5	1789.2	1778.2	1743.7
45°	1553.8	1566.1	1673.4	1857.5	2004.5	2116.4	2162.6	2167.8	2143.1	2132.0	2103.4
47.5°	1551.8	1566.1	1681.2	1903.0	2119.6	2298.5	2428.5	2435.0	2450.0	2440.3	2442.2
50°	1466.0	1479.6	1595.4	1825.6	2085.8	2381.7	2619.8	2640.6	2664.7	2680.9	2688.7
52.5°	1361.9	1371.7	1474.4	1692.9	1941.4	2347.3	2732.9	2768.7	2804.5	2835.1	2856.5
55°	1323.5	1334.6	1415.3	1596.7	1825.6	2202.8	2785.6	2838.3	2889.0	2939.1	2980.1
57.5°	1343.7	1354.1	1412.0	1551.2	1756.7	2050.6	2800.6	2882.5	2965.8	3047.1	3127.7
60°	1417.9	1428.9	1478.3	1593.5	1738.5	1962.9	2742.0	2878.0	3016.5	3158.3	3291.6
62.5°	1388.6	1393.1	1466.0	1667.6	1868.5	1888.1	2529.3	2719.2	2930.6	3149.2	3364.5
63°	1360.6	1365.8	1440.0	1647.4	1908.2	1877.0	2463.7	2664.0	2887.1	3122.5	3356.7
65°	1233.8	1234.4	1291.0	1454.9	1864.0	1896.5	2171.0	2362.2	2618.5	2900.7	3196.7
67.5°	921.0	916.4	971.0	1095.9	1463.4	1897.2	1863.3	1970.7	2148.9	2399.3	2664.7
70°	326.5	319.3	407.8	580.8	911.9	1551.8	1601.3	1608.4	1657.8	1793.1	1959.6
72.5°	106.0	107.9	130.1	212.7	420.2	1044.5	1449.7	1427.6	1414.6	1414.0	1436.1
75°	42.3	43.0	52.1	94.3	188.6	503.4	1269.6	1281.9	1286.5	1293.0	1300.1
77.5°	20.2	22.1	29.3	52.7	93.6	249.1	908.6	1013.3	1073.2	1119.3	1147.3
80°	7.2	8.5	16.3	32.5	43.6	114.4	478.7	577.6	665.3	778.5	876.1
82.5°	0.0	0.0	3.3	22.8	24.1	46.2	196.4	230.3	263.4	341.4	438.4
85°	0.0	0.0	0.0	6.5	7.2	7.8	66.4	80.0	89.8	104.7	120.9
87.5°	0.0	0.0	0.0	0.0	0.0	0.0	0.7	2.0	3.9	9.8	15.0
90°	0.0	0.0	0.0	0.0	0.0	0.0	0.0	0.0	0.0	0.0	0.0



REPORT NUMBER: P162319  
 CATALOG NUMBER: EMM-E02-LED-E1-SL2-HSS-7060

**CANDELA DISTRIBUTION (continued):**

	60°	61°	62°	64°	65°	66°	67°	68°	69°	70°	71°
0°	137.2	137.2	137.2	137.2	137.2	137.2	137.2	137.2	137.2	137.2	137.2
2.5°	160.0	159.3	159.3	158.0	157.4	156.1	155.4	153.5	152.8	152.8	152.8
5°	189.3	186.7	185.4	182.1	180.2	179.5	176.3	175.0	173.0	173.7	170.4
7.5°	221.8	217.3	215.3	210.7	209.4	204.9	203.6	200.3	198.4	194.5	193.2
10°	257.6	251.7	248.5	241.3	239.4	236.1	232.2	228.3	225.1	221.2	219.2
12.5°	298.5	293.3	290.7	280.9	276.4	271.8	266.7	261.5	256.3	253.0	248.5
15°	346.7	338.2	335.6	326.5	318.7	312.8	305.7	299.1	295.2	288.7	284.2
17.5°	394.2	385.7	383.7	370.1	361.6	357.7	349.9	341.4	334.3	327.8	320.6
20°	441.6	435.8	430.6	417.6	408.5	402.0	391.6	383.1	377.2	368.1	359.0
22.5°	489.1	483.2	479.3	465.6	457.2	448.1	439.0	429.9	421.5	410.4	400.0
25°	537.9	534.0	532.0	519.7	511.8	503.4	494.3	483.9	473.5	461.1	450.0
27.5°	588.6	589.9	586.0	583.4	575.0	569.1	554.8	547.6	539.8	524.9	511.2
30°	653.0	656.9	655.6	657.5	652.3	648.4	637.3	628.3	619.2	604.9	589.3
32.5°	734.3	739.5	742.1	749.3	746.7	745.4	742.1	729.1	722.6	697.9	691.4
35°	859.8	857.2	868.3	874.1	871.5	870.2	866.3	859.2	851.3	833.8	817.5
37.5°	1023.0	1025.6	1029.6	1017.8	1010.0	1009.4	997.7	990.5	979.5	960.0	940.5
40°	1322.2	1306.0	1287.8	1238.3	1216.9	1204.5	1170.0	1160.3	1141.4	1114.8	1094.6
42.5°	1711.1	1694.9	1640.3	1557.7	1513.4	1452.3	1424.4	1389.9	1363.2	1319.6	1296.2
45°	2097.5	2050.6	2044.1	1947.9	1893.3	1812.6	1762.6	1704.6	1644.2	1587.0	1545.3
47.5°	2423.3	2412.9	2381.0	2322.6	2271.8	2204.1	2139.8	2050.6	1988.3	1906.9	1832.1
50°	2684.2	2683.5	2671.8	2638.0	2595.7	2541.0	2484.5	2409.0	2338.2	2238.6	2158.7
52.5°	2879.3	2889.6	2893.5	2883.2	2866.9	2818.8	2790.2	2727.0	2667.3	2582.7	2496.2
55°	3022.4	3060.7	3080.2	3102.3	3097.8	3080.9	3079.5	3038.6	3011.3	2944.3	2883.2
57.5°	3199.3	3262.3	3322.8	3430.1	3434.0	3471.8	3491.3	3510.8	3516.0	3489.3	3469.2
60°	3424.3	3553.1	3667.5	3891.9	3950.4	4042.8	4102.6	4167.7	4223.0	4227.5	4226.2
62.5°	3583.0	3781.3	3966.0	4299.0	4412.9	4519.5	4599.6	4662.6	4701.0	4740.0	4758.3
63°	3587.5	3804.7	4001.2	4344.6	4464.2	4565.7	4641.8	4700.3	4740.7	4764.1	4775.8
65°	3477.6	3741.0	3975.1	4317.2	4429.8	4531.9	4571.6	4609.9	4629.4	4638.5	4604.1
67.5°	2947.5	3205.1	3478.3	3860.7	3956.9	4079.2	4111.7	4131.2	4140.3	4138.4	4109.1
70°	2204.1	2420.1	2723.8	3160.9	3288.3	3408.0	3482.2	3514.1	3524.5	3521.2	3477.6
72.5°	1538.8	1665.6	1916.0	2402.5	2576.2	2729.6	2821.4	2868.9	2878.6	2859.1	2818.8
75°	1292.3	1298.8	1355.4	1621.4	1784.0	1947.9	2051.3	2081.2	2061.7	2002.5	1899.8
77.5°	1153.8	1168.1	1168.1	1207.8	1239.6	1285.2	1294.9	1222.1	1137.5	1028.3	939.8
80°	967.8	1017.8	1053.0	1082.3	1085.5	1076.4	1052.3	1011.3	946.3	863.1	770.7
82.5°	588.0	686.8	727.1	878.0	952.2	1002.2	998.3	943.7	894.3	807.8	729.1
85°	148.3	160.0	173.7	225.7	253.0	308.9	344.1	360.3	366.2	336.2	304.4
87.5°	14.3	9.8	16.3	12.4	17.6	13.0	17.6	16.3	20.2	21.5	23.4
90°	0.0	0.0	0.0	0.0	0.0	0.0	0.0	0.0	0.0	0.0	0.0





REPORT NUMBER: P162319  
 CATALOG NUMBER: EMM-E02-LED-E1-SL2-HSS-7060

**CANDELA DISTRIBUTION (continued):**

	72°	73°	74°	75°	76°	77°	78°	79°	80°	81°	82°
0°	137.2	137.2	137.2	137.2	137.2	137.2	137.2	137.2	137.2	137.2	137.2
2.5°	151.5	150.9	150.2	149.6	148.9	148.3	147.0	147.0	145.7	145.0	144.4
5°	168.4	167.1	166.5	165.2	163.2	161.9	160.0	157.4	155.4	154.8	153.5
7.5°	189.9	186.7	185.4	183.4	180.8	176.9	174.3	172.4	169.1	167.1	163.2
10°	214.0	210.7	206.8	202.9	199.0	194.5	191.2	188.6	183.4	180.8	176.3
12.5°	244.6	238.7	234.2	229.0	223.8	218.6	214.7	206.8	202.3	196.4	192.5
15°	275.7	270.5	265.4	258.9	251.1	242.6	238.7	231.6	225.7	216.6	211.4
17.5°	313.5	303.7	295.9	288.1	280.9	273.1	265.4	254.3	245.9	238.1	227.7
20°	350.6	338.8	330.4	320.0	309.6	297.2	288.1	280.3	268.6	258.2	247.2
22.5°	390.3	378.5	364.9	354.5	340.1	330.4	318.0	305.0	293.3	279.6	266.0
25°	438.4	426.0	410.4	396.8	380.5	366.8	351.9	336.9	322.6	307.0	289.4
27.5°	497.5	484.5	467.6	451.3	429.9	413.0	398.7	378.5	360.3	340.8	320.6
30°	572.4	558.1	537.2	513.8	492.3	473.5	453.3	426.7	406.5	383.1	357.1
32.5°	669.9	653.0	625.0	602.9	576.3	551.5	523.6	496.9	468.2	437.7	407.8
35°	792.8	777.2	744.7	712.2	682.9	653.6	618.5	588.0	547.6	510.5	472.2
37.5°	920.3	892.3	862.4	827.3	790.9	755.8	712.8	670.5	624.4	584.1	535.9
40°	1066.0	1032.2	1007.4	969.7	918.4	868.3	828.6	775.9	718.0	664.0	607.5
42.5°	1265.7	1227.9	1183.7	1126.5	1089.4	1030.9	979.5	917.1	840.9	780.5	712.2
45°	1496.5	1445.2	1402.2	1346.9	1302.1	1229.2	1169.4	1086.2	1010.0	930.7	847.4
47.5°	1760.0	1696.2	1633.8	1579.1	1507.6	1436.1	1359.9	1271.5	1173.9	1086.8	987.9
50°	2062.4	1972.0	1885.5	1815.2	1717.0	1634.4	1551.8	1452.3	1344.3	1244.2	1131.7
52.5°	2398.6	2293.9	2179.4	2071.5	1957.7	1851.6	1752.1	1637.7	1517.3	1395.1	1269.6
55°	2804.5	2725.7	2591.1	2453.9	2301.7	2160.0	2031.8	1890.0	1743.7	1583.0	1451.0
57.5°	3439.9	3401.5	3289.0	3151.8	2953.4	2781.0	2563.8	2390.1	2178.1	1957.0	1786.6
60°	4301.0	4253.5	4190.4	4079.2	3921.8	3687.7	3448.3	3178.5	2855.9	2549.5	2258.8
62.5°	4760.2	4743.3	4691.9	4615.1	4468.1	4283.4	4042.2	3745.6	3381.4	3009.4	2638.6
63°	4773.9	4752.4	4708.2	4630.1	4500.7	4321.8	4085.1	3796.9	3440.5	3061.4	2682.9
65°	4589.2	4580.7	4535.8	4450.6	4362.1	4225.6	4042.2	3794.3	3495.2	3136.8	2760.2
67.5°	4070.1	4044.8	3975.8	3949.8	3888.0	3793.0	3653.2	3482.8	3268.8	2987.2	2662.1
70°	3442.5	3404.8	3318.3	3272.1	3196.7	3136.8	3051.6	2930.0	2798.0	2601.5	2358.9
72.5°	2777.1	2699.1	2619.8	2499.5	2394.0	2287.4	2193.1	2107.3	1962.2	1882.9	1698.8
75°	1803.6	1661.7	1525.8	1343.7	1179.8	1034.8	893.6	822.1	673.1	612.7	526.2
77.5°	855.9	776.6	669.9	587.3	481.9	393.5	321.3	241.3	189.3	148.3	113.1
80°	690.7	623.7	559.4	484.5	405.2	323.2	247.8	185.4	131.4	91.0	64.4
82.5°	615.9	543.1	463.7	412.4	358.4	293.3	240.7	196.4	145.0	106.0	72.2
85°	239.4	201.6	155.4	126.8	98.8	81.3	73.5	50.8	39.7	31.2	24.1
87.5°	20.8	16.9	13.7	9.1	9.8	5.2	5.9	3.9	3.3	3.3	2.6
90°	0.0	0.0	0.0	0.0	0.0	0.0	0.0	0.0	0.0	0.0	0.0



REPORT NUMBER: P162319

CATALOG NUMBER: EMM-E02-LED-E1-SL2-HSS-7060

**CANDELA DISTRIBUTION (continued):**

	83°	84°	85°	86°	87°	88°	89°	90°	95°	105°	115°
0°	137.2	137.2	137.2	137.2	137.2	137.2	137.2	137.2	137.2	137.2	137.2
2.5°	143.7	143.1	142.4	141.1	141.1	139.8	139.2	138.5	135.3	128.1	122.2
5°	150.9	149.6	148.3	146.3	145.0	143.1	141.8	139.8	132.7	119.0	107.3
7.5°	161.3	158.7	156.7	152.8	150.9	148.3	146.3	143.1	131.4	110.5	94.3
10°	173.7	169.1	165.8	161.3	157.4	154.1	150.9	146.3	130.1	101.4	82.6
12.5°	188.6	183.4	176.9	171.7	166.5	161.9	157.4	151.5	128.1	93.6	73.5
15°	203.6	195.8	191.2	184.1	176.9	170.4	163.9	158.7	128.8	85.2	65.7
17.5°	220.5	212.7	202.9	195.1	187.3	178.9	171.0	160.6	125.5	78.7	59.9
20°	236.8	225.7	216.6	206.8	195.8	185.4	175.6	166.5	122.9	72.2	54.7
22.5°	254.3	241.3	229.6	217.3	203.6	191.9	180.2	168.4	118.3	66.4	50.1
25°	275.7	260.8	243.9	229.0	214.7	200.3	185.4	171.0	113.8	61.2	46.9
27.5°	301.8	282.2	265.4	246.5	226.4	208.1	191.9	176.3	109.2	57.3	43.6
30°	334.9	312.2	288.1	264.1	242.6	221.8	199.0	179.5	104.7	53.4	40.3
32.5°	379.2	350.6	321.3	293.3	264.7	238.1	214.0	188.6	102.1	50.1	37.1
35°	437.7	400.7	364.9	329.7	295.2	262.8	231.6	202.9	102.1	46.2	33.2
37.5°	493.0	450.0	404.6	361.0	320.0	282.2	245.2	210.7	96.9	43.0	29.9
40°	552.8	501.4	448.1	396.8	347.3	300.5	258.2	218.6	92.3	39.0	26.7
42.5°	644.5	579.5	509.9	450.0	390.9	333.0	280.3	233.5	86.5	35.1	23.4
45°	764.9	682.2	600.3	527.5	452.0	381.1	318.7	260.8	85.2	31.9	20.2
47.5°	893.6	796.1	699.8	606.8	518.4	435.8	361.0	291.3	85.2	28.6	17.6
50°	1021.7	899.5	796.7	688.8	589.3	491.7	402.6	323.2	85.9	26.0	14.3
52.5°	1137.5	1006.8	891.7	766.8	656.9	543.7	446.8	354.5	84.6	22.8	11.7
55°	1298.2	1144.7	1011.3	873.5	744.7	617.2	507.3	401.3	85.2	20.2	9.8
57.5°	1594.1	1414.0	1253.3	1072.5	924.2	759.7	626.3	497.5	93.0	16.9	7.2
60°	2018.8	1784.7	1559.0	1338.5	1149.9	954.1	781.1	629.5	109.2	13.7	5.2
62.5°	2304.3	1998.0	1728.7	1485.5	1266.3	1061.4	872.8	700.5	120.3	11.1	3.3
63°	2333.6	2016.8	1746.3	1495.2	1271.5	1066.6	876.7	705.7	120.9	10.4	3.3
65°	2388.8	2049.3	1756.1	1497.2	1266.3	1059.5	874.1	705.0	122.2	8.5	2.6
67.5°	2325.8	1999.3	1699.4	1441.3	1220.8	1017.2	841.6	679.0	121.6	5.9	2.0
70°	2079.9	1809.4	1546.0	1305.3	1105.0	921.0	766.2	619.2	111.8	3.9	1.3
72.5°	1527.1	1343.0	1138.8	965.2	832.5	691.4	589.9	465.0	86.5	2.6	0.7
75°	452.6	412.4	346.7	305.7	269.9	223.1	198.4	154.8	44.3	1.3	0.0
77.5°	90.4	82.0	73.5	67.0	63.1	54.0	51.4	42.3	18.2	0.7	0.0
80°	47.5	39.0	33.2	29.3	25.4	20.8	17.6	14.3	3.3	0.0	0.0
82.5°	45.6	30.6	22.1	18.2	15.6	12.4	9.8	7.2	2.0	0.0	0.0
85°	16.9	13.0	9.8	7.8	6.5	5.9	4.6	3.9	0.0	0.0	0.0
87.5°	2.6	2.0	2.0	1.3	1.3	0.7	0.7	0.7	0.0	0.0	0.0
90°	0.0	0.0	0.0	0.0	0.0	0.0	0.0	0.0	0.0	0.0	0.0



REPORT NUMBER: P162319

CATALOG NUMBER: EMM-E02-LED-E1-SL2-HSS-7060

**CANDELA DISTRIBUTION (continued):**

	125°	135°	145°	155°	165°	175°	180°
0°	137.2	137.2	137.2	137.2	137.2	137.2	137.2
2.5°	116.4	111.2	108.6	105.3	105.3	104.7	106.0
5°	96.9	89.8	84.6	80.7	81.3	79.4	80.0
7.5°	82.0	74.8	70.3	67.7	67.0	66.4	66.4
10°	70.9	64.4	60.5	58.6	57.9	57.9	57.9
12.5°	63.1	56.6	53.4	52.1	52.1	51.4	51.4
15°	56.6	51.4	48.2	46.9	46.9	46.2	46.9
17.5°	51.4	46.2	43.6	42.3	42.3	41.6	41.6
20°	46.9	42.3	39.7	37.7	37.7	37.1	37.7
22.5°	43.0	38.4	35.1	33.8	33.2	32.5	33.2
25°	39.0	34.5	31.2	29.3	28.6	28.6	28.0
27.5°	35.8	31.2	27.3	25.4	24.7	24.7	24.1
30°	32.5	27.3	23.4	21.5	20.8	20.8	20.8
32.5°	29.3	23.4	20.2	18.2	17.6	17.6	17.6
35°	26.0	20.2	16.9	15.0	14.3	14.3	14.3
37.5°	22.1	16.9	13.0	11.7	11.1	10.4	10.4
40°	18.9	13.0	9.8	8.5	7.2	7.2	7.2
42.5°	15.6	10.4	7.2	5.2	4.6	3.9	4.6
45°	13.0	7.8	4.6	2.6	2.0	2.0	2.0
47.5°	10.4	5.2	2.0	0.7	0.7	0.7	0.7
50°	7.8	3.3	0.7	0.0	0.0	0.7	0.7
52.5°	5.9	2.0	0.0	0.0	0.0	0.0	0.0
55°	3.3	0.7	0.0	0.0	0.0	0.0	0.0
57.5°	2.0	0.0	0.0	0.0	0.0	0.0	0.0
60°	1.3	0.0	0.0	0.0	0.0	0.0	0.0
62.5°	0.7	0.0	0.0	0.0	0.0	0.0	0.0
63°	0.7	0.0	0.0	0.0	0.0	0.0	0.0
65°	0.7	0.0	0.0	0.0	0.0	0.0	0.0
67.5°	0.0	0.0	0.0	0.0	0.0	0.0	0.0
70°	0.0	0.0	0.0	0.0	0.0	0.0	0.0
72.5°	0.0	0.0	0.0	0.0	0.0	0.0	0.0
75°	0.0	0.0	0.0	0.0	0.0	0.0	0.0
77.5°	0.0	0.0	0.0	0.0	0.0	0.0	0.0
80°	0.0	0.0	0.0	0.0	0.0	0.0	0.0
82.5°	0.0	0.0	0.0	0.0	0.0	0.0	0.0
85°	0.0	0.0	0.0	0.0	0.0	0.0	0.0
87.5°	0.0	0.0	0.0	0.0	0.0	0.0	0.0
90°	0.0	0.0	0.0	0.0	0.0	0.0	0.0

(END OF REPORT)